Flipping the Classroom:

What you need to do to get started

At the end of this webinar you will be directed to our website, where you may download the presentation and print out your certificate of attendance.

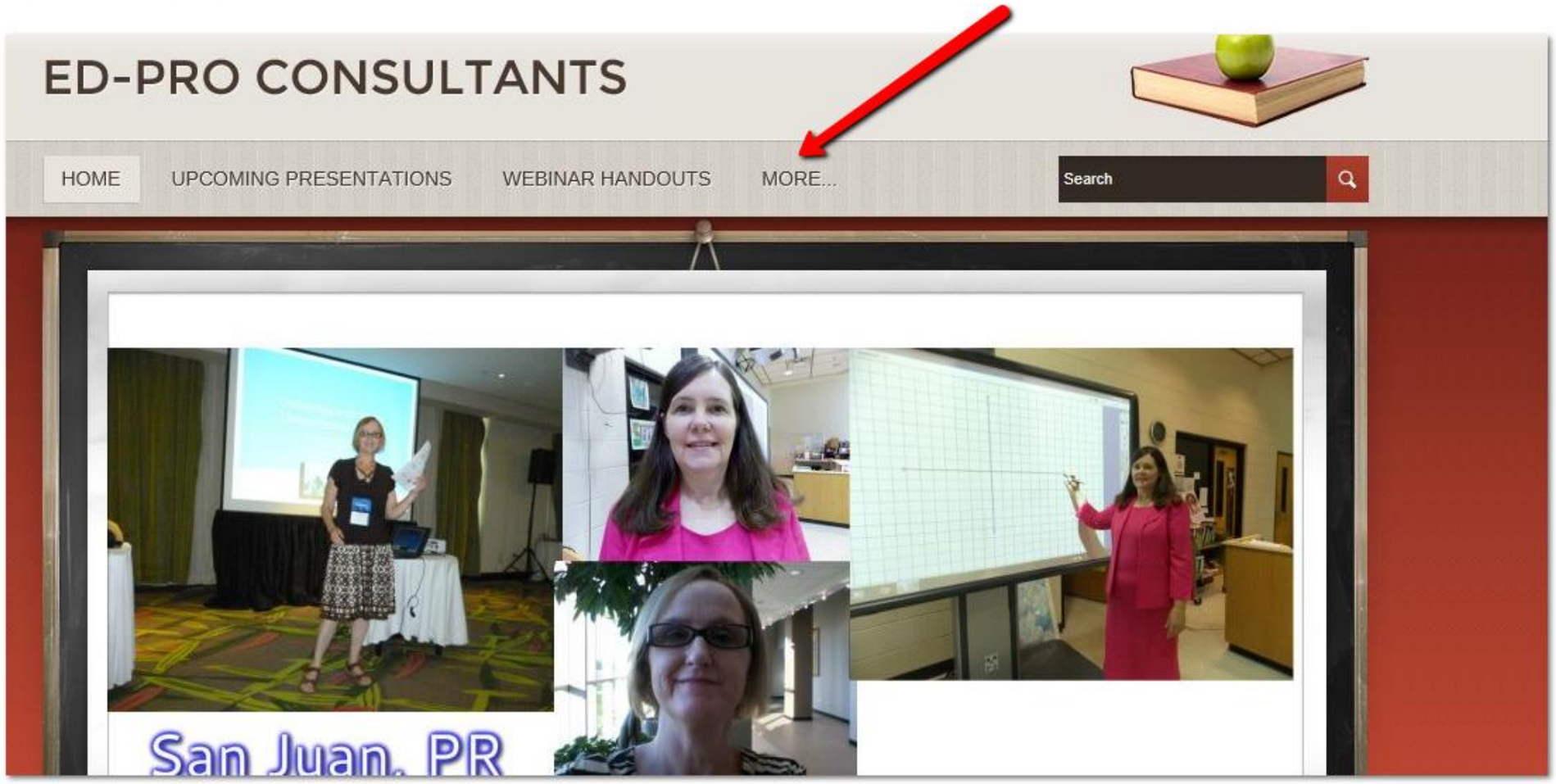

What does flipping the classroom mean?

- The use of recorded mini lessons or lectures for students to view on their own at home before they come to class.
- More class time available for interactive activities.
- Individualization of practice activities.
- Much less time spent on lecturing.
- Who started the Flipping Classroom model? **http://tinyurl.com/66bdt4r**

Editor's Note: Posts about the flipped class on The Daily Riff beginning in January 2011 have generated over 240,000 views to-date - thanks contributors and readers . . . See our other links related to the flipped class below this guest post. Since this post was written, Bergmann and Sams have released their book, Flip your Classroom: Reach Every Student in Every Class Every Day. Do check it out. - C.J. Westerberg

How the Flipped Classroom was Born

by Jonathan Bergmann and Aaron Sams

In 2004, we both started teaching at Woodland Park High School in Woodland Park, Colorado. Jon came from Denver and Aaron from Southern California. We became the Chemistry department at our school of 950 students. We developed a friendship and realized that we had very similar philosophies of education. To make our lives easier we began planning our Chemistry lessons together, and to save time we divided up much of the work. Aaron would set up one lab and Jon the next. Aaron would write the first test and Jon the next.

One of the problems we noticed right away about teaching in a relatively rural school is that many of our students missed a lot of school due to sports and activities. The nearby schools are not nearby. Students spent an inordinate amount of time on buses traveling to and from events. Thus, students missed our classes and struggled to stay caught up.

"And how the Flipped Classroom changes

RIFFING GOOD STORIES

Cultivating the Entrepreneurial Learner
04.11.2013
John Seely Brown: Connected and Collective Learning (Part 2)
Read Post | Comments

Weekend Funnies: "Going through a phase" Video
04.07.2013
Gabriel Iglesias' smart teenage son doesn't talk to him anymore. 2 Minute Video via Comedy Central
Read Post | Comments

High Schoolers: "What You'll Wish You'd Known"
04.06.2013
It's dangerous to design your life around getting into college
Read Post | Comments

The Practical University?
04.06.2013
Musings on college: Visiting with high schoolers, David Brooks and Stanford University's new video series on MOOCs: " . . ."It's the beginning of a wholesale reorganization of teaching and

Why would you want to flip your classroom?

- Students can view the lessons or lectures at home as many times as they wish. They are to take notes to discuss in their groups when they come to class.
- Students can focus on the lessons or lectures without distractions.
- Students will be better prepared for class.
- Students can get caught up easily if they were absent from class.

Cont.

- Recording lessons or lectures is great practice for teaching an online course.
- The instructor can build a lesson library for students to search for topics they need to know.
- Once students are used to viewing and studying the video lectures or lessons at home, the instructor will have much more time available in class to actively engage them in meaningful activities.
- More time available for class discussions.

How can you create pre-recorded lessons or lectures?

- Jing http://www.techsmith.com/jing
- Record PowerPoints
- Use screenr.com
- Use screencastomatic.com
- Create showme lessons
- Create educreations lessons
- Paper Slide Videos

Where can you post the recordings for students to view?

- Google docs
- Your website
- Edmodo.com
- Moodle site
- I would not recommend that you post on YouTube.

Edmodo.com

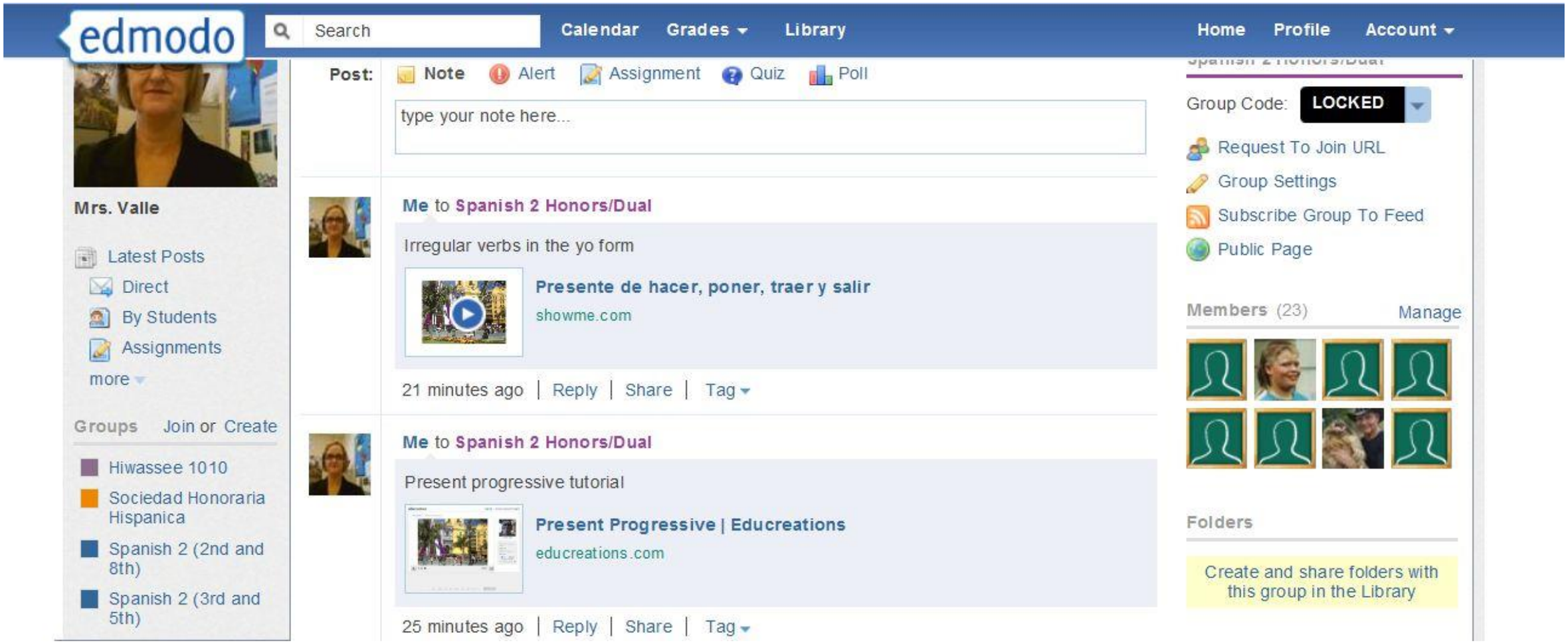
edmodo
Search
Calendar
Grades
Library
Home
Profile
Account
Mrs. Valle
Latest Posts
Direct
By Students
Assignments
more
Groups
Join or Create
Hiwassee 1010
Sociedad Honoraria Hispanica
Spanish 2 (2nd and 8th)
Spanish 2 (3rd and 5th)
Post:
Note
Alert
Assignment
Quiz
Poll
type your note here...
Me to Spanish 2 Honors/Dual
Irregular verbs in the yo form
Presente de hacer, poner, traer y salir
showme.com
21 minutes ago | Reply | Share | Tag
Me to Spanish 2 Honors/Dual
Present progressive tutorial
Present Progressive | Educreations
educreations.com
25 minutes ago | Reply | Share | Tag
Group Code:
LOCKED
Request To Join URL
Group Settings
Subscribe Group To Feed
Public Page
Members (23)
Manage
Folders
Create and share folders with this group in the Library

How does Flipping the Classroom fit in our evaluation model?

- Demonstrates the teacher’s knowledge of technology.
- Allows for differentiation in the classroom.
- Perfect for grouping to reinforce certain concepts.
- Students can be given more opportunities to engage in higher level thinking skills.
- Students have more opportunities to show creativity.

Jackie Gerstein, Ed.D. Flipping the Classroom: The Whole Picture

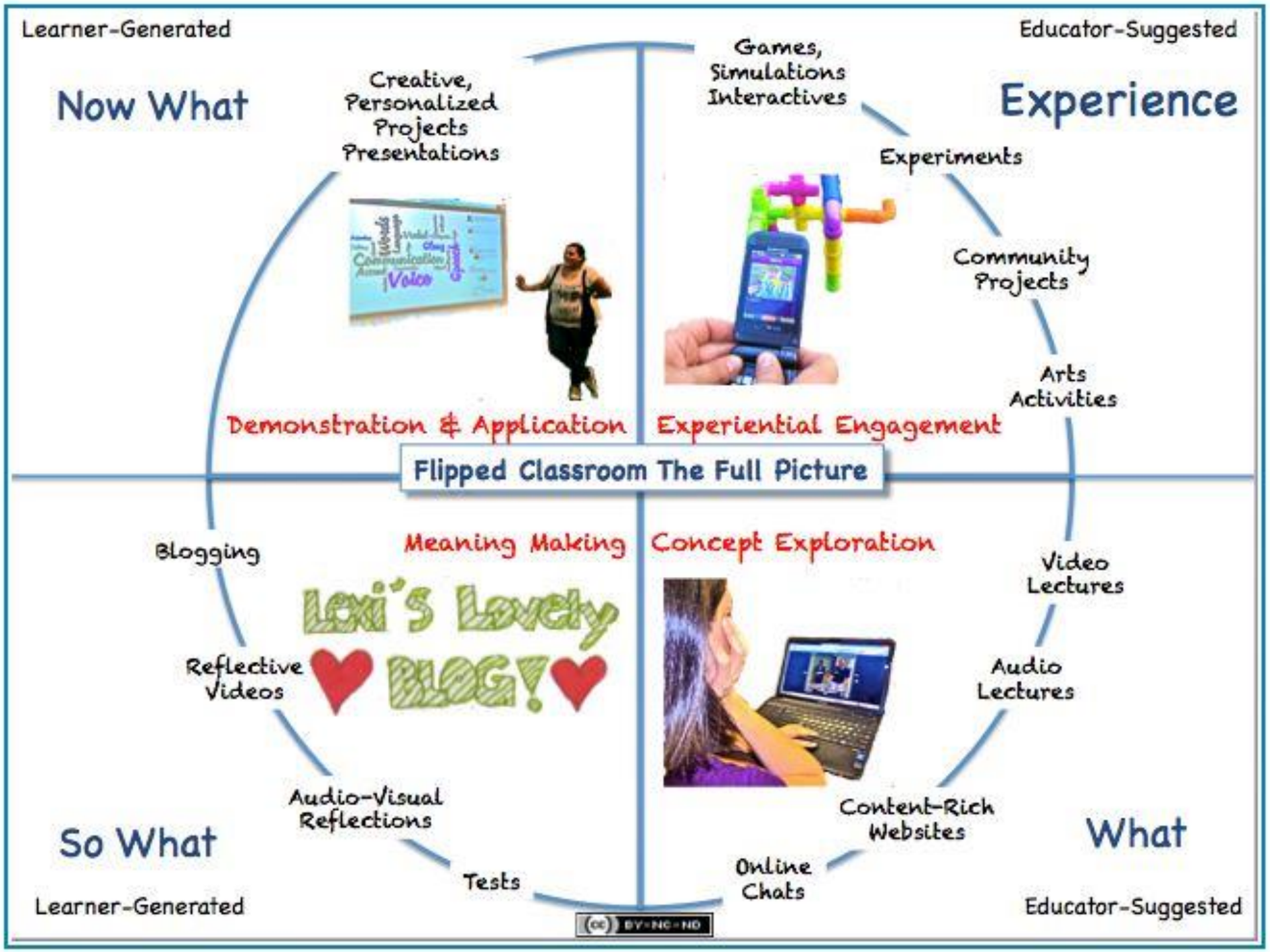

How do students react to the Flipped Classroom?

- Flipped Spanish 1010
- Gonanimate.com

Quizlet

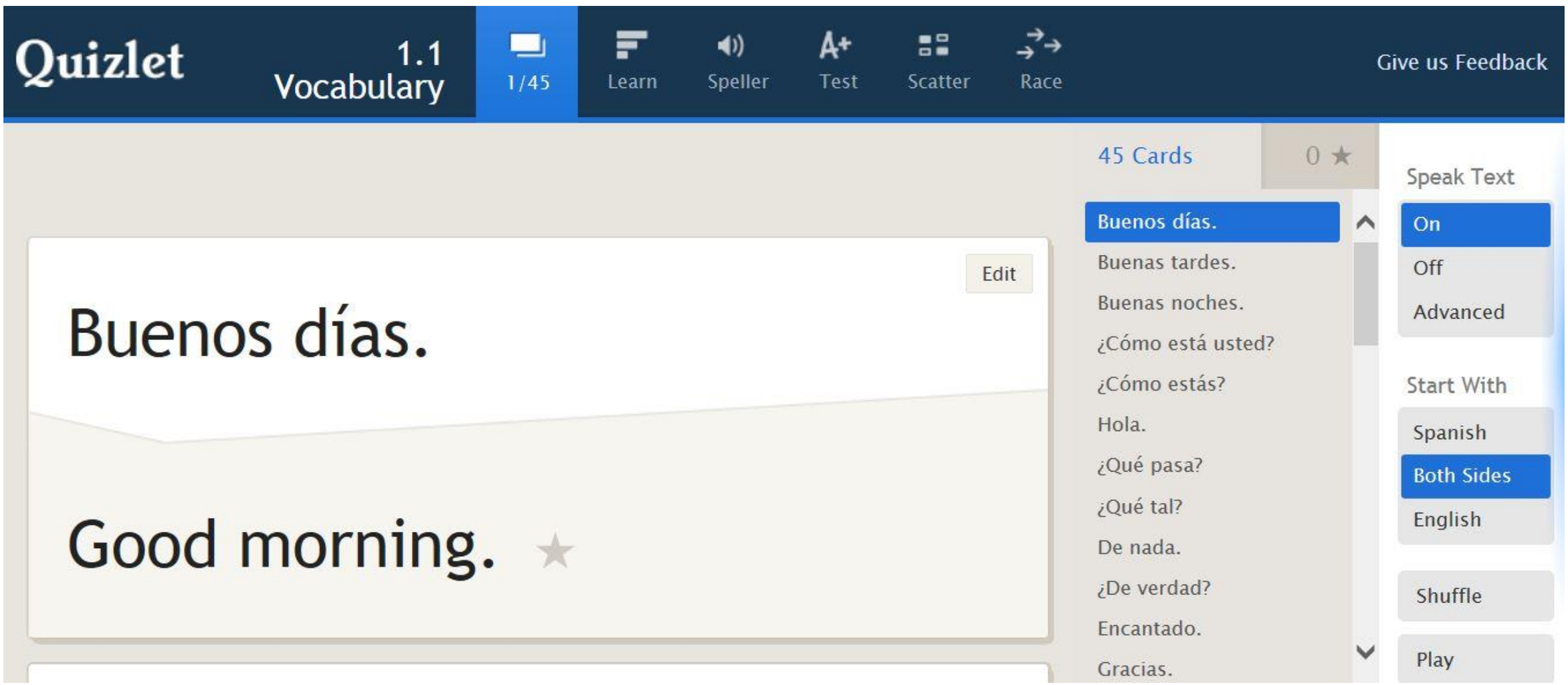
Quizlet
1.1
Vocabulary
1/45
Learn
Speller
Test
Scatter
Race
Give us Feedback
45 Cards
0 ★
Edit
Buenos días.
Good morning. ★
Buenos días.
Buenas tardes.
Buenas noches.
¿Cómo está usted?
¿Cómo estás?
Hola.
¿Qué pasa?
¿Qué tal?
De nada.
¿De verdad?
Encantado.
Gracias.
Speak Text
On
Off
Advanced
Start With
Spanish
Both Sides
English
Shuffle
Play

Recorded PowerPoints

Microsoft 2010 has a recording tool.
You will need a microphone. Be sure not to record anything longer than 10 minutes. The students can’t focus longer than that, and the file will be too large to email easily.
Example 1
Example 2

Verbs with irregular forms in the preterit.ppt [Compatibility Mode] - Microsoft PowerPoint

Home | Insert | Design | Animations | Slide Show | Review | View

Start Slide Show

- From Beginning
- From Current Slide
- Custom Slide Show

Set Up

- Set Up Slide Show
- Hide Slide
- Record Narration
- Rehearse Timings
- Use Rehearsed Timings

Monitors

- Resolution: Use Current Resolution
- Show Presentation On:
- Use Presenter View

Screenr.com

You can record anything you are showing on your computer screen and record your voice as you present. For example, PowerPoints, handouts, or even Flipcharts. Post the link on your website or simply give it to the students.
http://www.screenr.com/XHq8

Articulate Network: E-Learning Community E-Learning Blogs Create Screencasts Articulate.com
screenr
Sign in with:
RECORD
MY SCREENCASTS
PUBLIC STREAM
GO PRO!
Important: Keep this page open while recording and come back here when you're done.
How to record:
1 Move and resize the frame
2 Click the red button to record
3 Press DONE when finished
Resize the frame
You've got up to 5 minutes for your recording.
When done, click the Done button or Alt + D.
Capture Size: 526 x 394
CANCEL
Copyright 2013. Articulate Global, Inc. All rights reserved.
Home Terms Privacy Blog Help

Screencastomatic.com

example

http://screencast-o-matic.c... | Screen Recorder | Screencas...

Edit View Favorites Tools

SCREENCAST-O-MATIC

Got an account? | login

Welcome • Go Pro!

Start Recording

Screen Recorder

Help | Send Feedback

Drag and resize this frame to surround recording area.

Toggle record/pause with ALT-P

Hide

Ready!

For best results, set the volume on your microphone before recording (Windows/Mac only).

You can close this page or navigate to another site if you need to.

You can also download and install to run from the Start menu on your PC:

Download + Install

© Screencast-O-Matic | Terms of Service | Privacy | Credits

640 x 480

Microphone capture is ON. Make sure the levels move when you speak.

Showme

IPad app that allows you to use any documents or pictures and annotate as you record. You only get one screen to start with. So if you need more than one page you will have to pause when you are done with the 1st screen, clear the screen, and continue recording.
http://www.showme.com/sh/?h=Ft3itEG
http://www.showme.com/sh/?h=6PPbOkq

How do you take a screen shot on the iPad?

Learn
any topic
Create
a ShowMe
Introducing Markup
a paperless grading app
Me

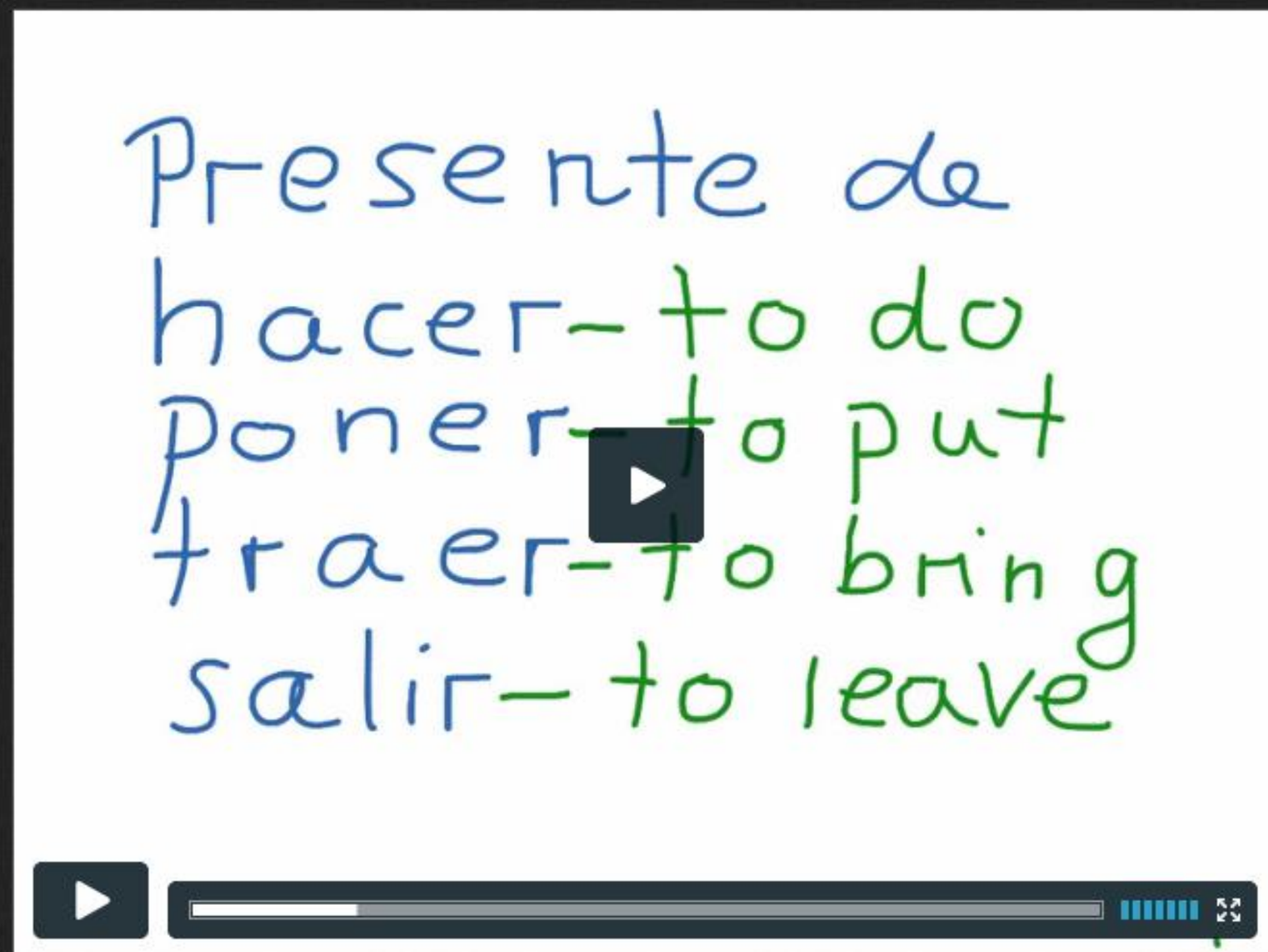

Presente de hacer, poner, traer y salir Edit
by Ruth Valle, I teach Basic Spanish on the high...
Share
Settings
Delete

iPad
6:45 AM
50%
Photos
Camera
Screenshot
Web
Map
Skitch
Draw attention.
Blank
To take a screenshot press
Power and
Home
at the same time.
BY EVERNOTE Austin

Educreations

An iPad app, very similar to showme, has a Text option. You can have several pages on this app and pre-load your pages ahead of time with backgrounds such as pictures or documents. Remember that with the iPad you can easily take pictures of any page in your textbook or anything else.

http://www.educreations.com/lesson/view/06262012-lesson/1011549/?ref=link

http://www.educreations.com/lesson/view/present-progressive/1354640/?ref=appemail

educreations

Sign Up Already registered? Log In

Ruth Valle > Present Progressive

Present Progressive

are doing

estar

estoy estamos
estás
está están

+ **-ando**
-iendo

Special Considerations:
-endings go on infinitives
-irregular verb stems

Juan está comiendo pan.
(John is eating bread.)

María y Carmen están hablando con nosotros.
(Mary and Carmen are speaking with us.)

Estoy estudiando español.
(I am studying Spanish.)

Irregular Gerunds:

decir	diciendo	oír	oyendo
divertir	divirtiendo	pedir	pidiendo
dormir	durmiendo	preferir	prefiriendo
ir	yendo	repetir	repitiendo
leer	leyendo	sentir	sintiendo
mentir	mintiendo	servir	sirviendo
morir	muriendo	traer	trayendo

Attaching one pronoun:
When attaching to a gerund– you MUST write an accent: ándo or iéndo.
Estoy comprándote un regalo para el cumpleaños.
(I'm buying you a gift for your birthday.)
Están mirándome.
(They're looking at me.)
Estás divirtiéndote.
(You're having fun.)

Attaching double object pronouns:
When attaching to a gerund– you MUST write an accent: ándo or iéndo.
Estoy comprándotelo para el cumpleaños.
(I'm buying you it for your birthday.)
Están haciéndosela.
(We're making it for her.)
Estamos preparándotela.
(We're preparing it. for you.)

by **Ruth Valle**

Subject: World Languages, Spanish

Length: 4:17

Created: Sept. 2 at 11:14 AM

Share This:

Like Tweet

Embed on the Web

http://www.educreations.

Paper Slide Videos

http://youtu.be/Qf6L1PTG3p4

How to make a Paper Slide Video

DMSFlippedMath · 87 videos

Subscribe 143

6,904

So what to do in class?

Group activities
Partner work
Short Skits
Peer Teaching
Questioning
Games
Anything you never had time for in the traditional classroom

Engage your students

Play a game

Do a cultural project

Write a short play

Bring a legend to life

Act out a scene from a novel

Sing a song

Learn a dance

Make a video

Try Skyping with native speakers

Write to some pen pals in Spanish speaking countries

Try some authentic Mexican food

Discuss cultural videos

Resources and Research

Bergmann, Jonathan, and Aaron Sams. *Flip your classroom: Reach every student in every class every day*. 1. 1. New York: International Society for Technology in Education (I, 2012). Print.
http://tinyurl.com/7xmo6y5
http://usergeneratededucation.wordpress.com/2011/06/13/the-flipped-classroom-model-a-full-picture/

Go to http://edproconsultants.weebly.com to view a file of this presentation and to receive your certificate of attendance. Check the site for upcoming webinars.

Happy Recording!
Any questions? Email me at spanishteachervalle@gmail.com